

Single Field Analysis

Name: _____

Eye: Right

ID: 286896

DOB: 05-21-1978

Central 30-2 Threshold Test

Fixation Monitor: Gaze/Blind Spot

Stimulus: III, White

Pupil Diameter:

Date: 04-22-2014

Fixation Target: Central

Background: 31.5 A5B

Visual Acuity:

Time: 2:26 PM

Fixation Losses: 0/12

Strategy: SITA-Fast

RX: +1.00 DS DC X

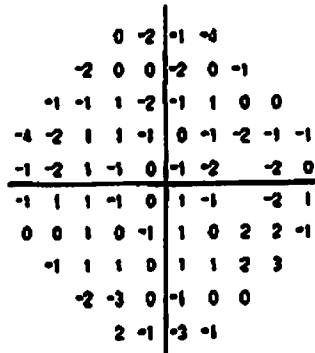
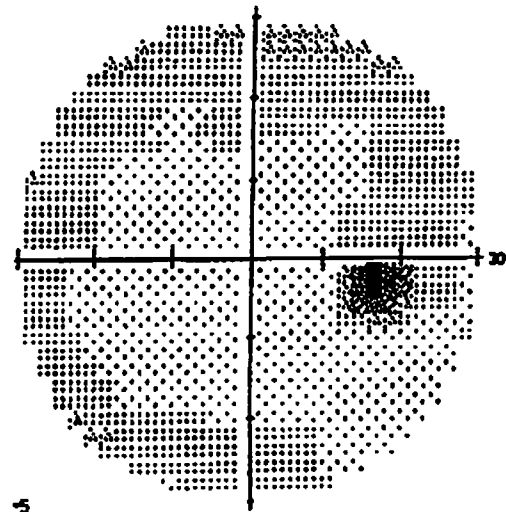

Age: 36

False POS Errors: 0 %


False NEG Errors: 0 %

Test Duration: 03:16

Fovea: 36 dB



Total Deviation



Pattern Deviation

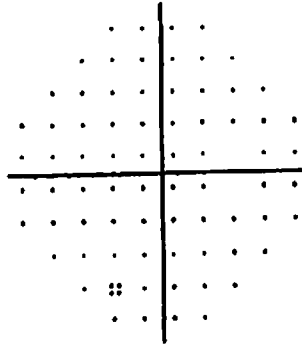
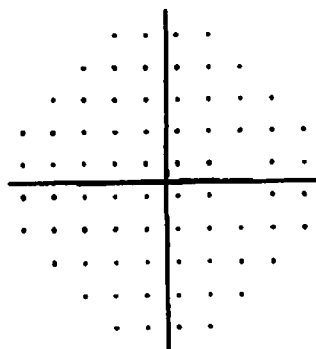
GHT

Within Normal Limits

VFI 100%

MD -0.29 dB

PSD 1.41 dB



:: < 5%
 ■ < 2%
 ■ < 1%
 ■ < 0.5%

ILLINOIS EYE CENTER
 8921 N WOOD SAGE ROAD
 PEORIA, IL 61616